


# TDM RETROFIT KIT (WIRE TRACK BRACKET - RL2000)

## OVERVIEW


This upgrade is for Model RL2000 units. If you need to replace the TDM mechanism (TDM-1XX/2XX) installed with another model type that **DOES NOT** have a “Triangle-hole” pattern as the one shown at right, you **will** require this bracket kit.

TOOLS REQUIRED: #T-20 TORX DRIVER PHILLIPS AND FLAT TIP SCREWDRIVERS	
TDM Retrofit Kit (P/N 06200-00210)	
Part Number	Description
03011-01842	Bracket, Wire Track
02054-00190	Screw, Phillips flat head, PT fastener (2)
02054-00310	Bolt, Shoulder
02309-00038	Washer, Plastic (2)
07100-00086	TDM Retrofit Kit Upgrade Guide




*Current wire track bracket installed*


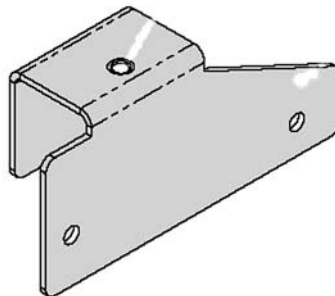
- ➔ Remove the two (2) T-20 torx screws shown. Mount the bracket included as shown and secure with two (2) phillips head screws provided.



*TDM w/DC stepper motor*



*TDM w/DC motor*



- ➔ Connect the wire track assembly to the bracket top screw hole by placing the two (2) plastic washers under the wire track and secure with the shoulder bolt using the flat-tip screwdriver..